

THIS DRAWING IS UNPUBLISHED. RELEASED FOR PUBLICATION .19  
 (C) COPYRIGHT 19 BY AMP INCORPORATED. ALL RIGHTS RESERVED.

| LOC | DIST | REVISIONS |     |             |              |           |     |      |
|-----|------|-----------|-----|-------------|--------------|-----------|-----|------|
|     |      | P         | LTR | DESCRIPTION | ECN          | DATE      | DWN | APVD |
| J   | -    |           |     | RELEASED    | FJ00-2100-99 | 26-Apr-00 | T.K | N.S  |
|     |      |           |     | REVISED     | FJ00-0961-00 | 11-Jul-00 | T.K | N.S  |
|     |      |           |     | REVISED     | FJ00-2027-00 | 10-Jan-01 | Y.K | N.S  |
|     |      |           |     | REVISED     | FJ00-2527-01 | 20-Feb-02 | T.K | N.S  |

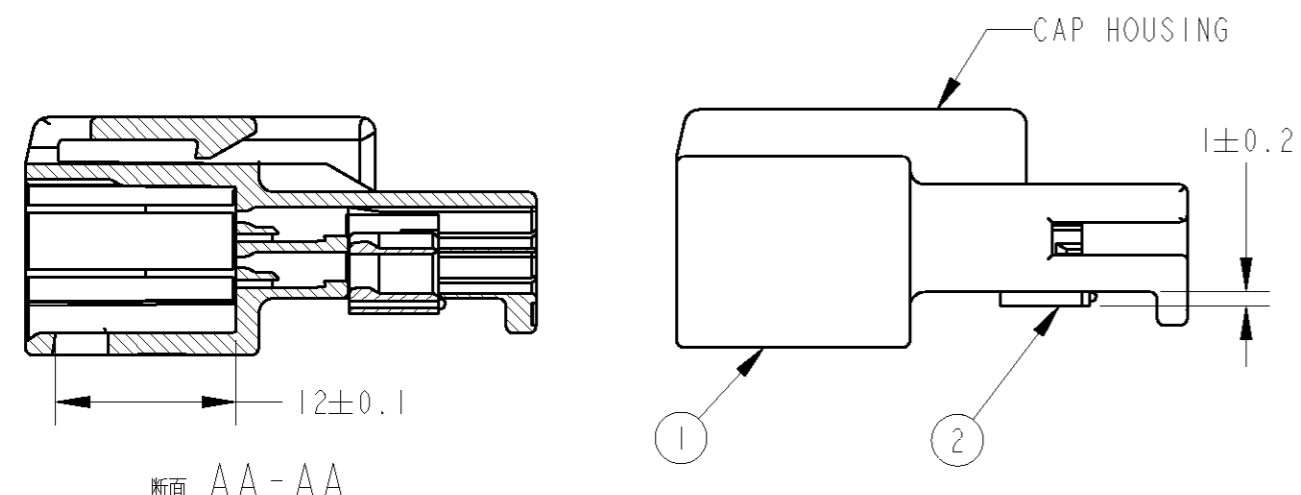
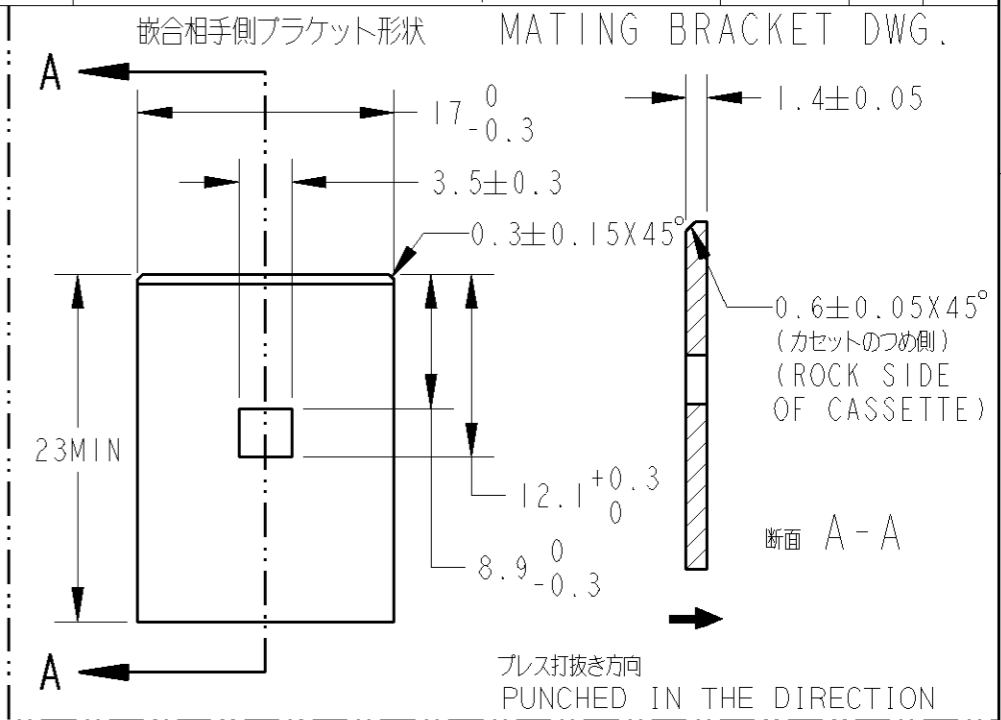
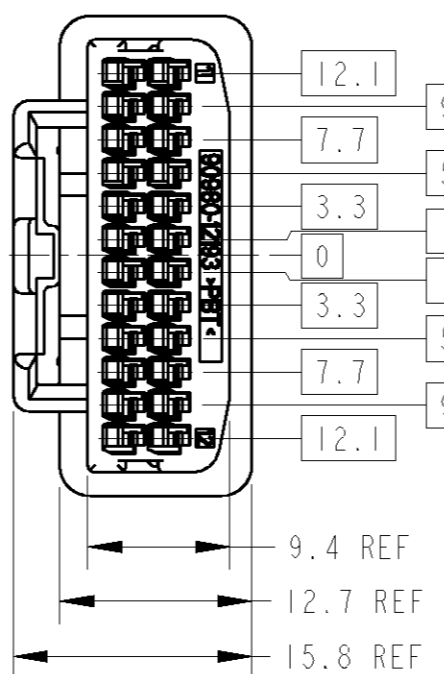
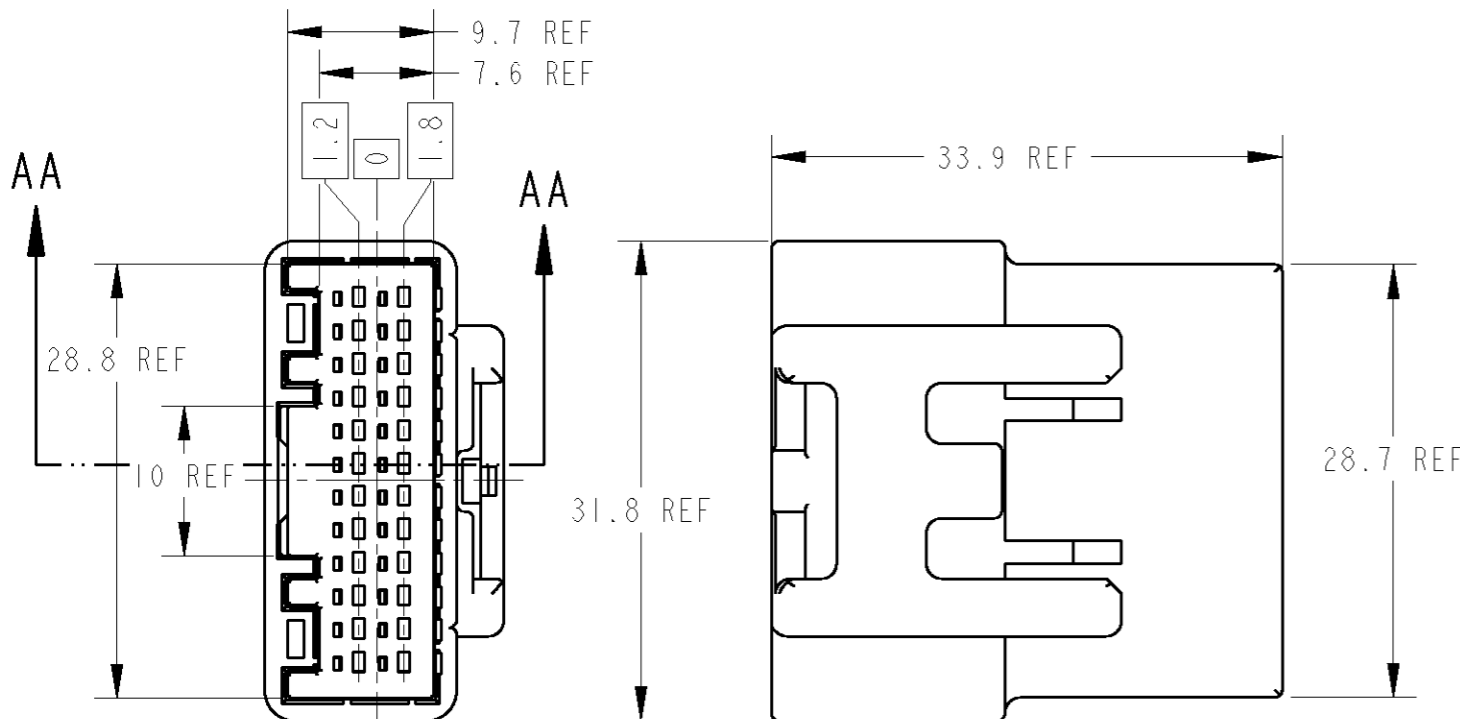


TABLE-2

|               |     | TERMINAL NO<br>適用型番 | APPLICABLE WIRE RANGE<br>適用電線   |
|---------------|-----|---------------------|---|
| SIGNAL<br>025 | TIN | 1376109-1           | AVSS/CAVUS 0.3~0.5mm <sup>2</sup><br>AVSSH-f 0.3~0.5mm <sup>2</sup><br>CAVS 0.22~0.5mm <sup>2</sup> |

TABLE-3

| PLASTIC BAG<br>ビニール袋 | INNER<br>内装 | PACKING STYLE<br>梱包形態 |                   |           |     |
|----------------------|-------------|-----------------------|-------------------|-----------|-----|
| PAPER BOX<br>ダンボール   | OUTER<br>外装 |                       |                   |           |     |
| I                    | I           | NATURAL               | 025 24P DBL PLATE | 1376105-1 | 2   |
| I                    | —//—        | BLACK                 | 025 24P CAP HSG   | 1376104-2 | 1   |
| —//—                 | I           | NATURAL               |                   | 1376104-1 |     |
| 1376103-2            | 1376103-1   | FINISH/COLOR          | NAME              | PART NO.  | NO. |

TABLE-1

| POS<br>極数 | PLUG ASSEMBLY<br>PART NO<br>プラグ 型番 |
|-----------|------------------------------------|
| 24        | 1318917                            |

1. プラグハウジングにダブルロックプレートを仮係止して出荷される。
2. 仮係止時プレート突起がハウジングの外側に出ていること。
3. プレートの仮係止保持力; 30N MIN.
4. 取扱説明書 ; 411-5966
5. 嵌合相手型番はTABLE-1参照
6. 適用端子はTABLE-2参照

1. PLATE SHOULD BE SET TO THE PRE-ASSEMBLY POSITION WITHIN THE PLUG HOUSING WHEN SHIPPED TO THE CUSTOMER.
2. THE RETENTION LATCH OF THE PLATE MUST BE OUT SIDE OF PLUG HOUSING WHEN PRE-ASSEMBLY.
3. PLATE RETENSION FORCE FROM HOUSING: 30N MIN.
4. INSTRUCTION SHEET NO; 411-5966
5. PART NUMBER OF CAP HOUSING TO BE MATED; SEE TABLE-1
6. APPLIED TERMINAL; SEE TABLE-2

THIS DRAWING IS A CONTROLLED DOCUMENT FOR AMP INCORPORATED. IT IS SUBJECT TO CHANGE AND THE CONTROLLING ENGINEERING ORGANIZATION SHOULD BE CONTACTED FOR THE LATEST REVISION.

|                            |  |                                     |   |
|----------------------------|--|-------------------------------------|---|
| DIMENSIONS:<br>単位: 概<br>mm | TOLERANCES UNLESS<br>OTHERWISE SPECIFIED:<br>一般公差: ±0.3                            | DWN<br>T. KOHNO 07-Mar-01           | <b>AMP</b> Tyco Electronics AMP K.K.<br>Kawasaki, Japan |
|                            | 0-PLC ±<br>1-PLC ±0.1<br>2-PLC ±0.01<br>3-PLC ±0.001<br>4-PLC ±0.000J<br>ANGLES ±3 | CHK<br>N. SAI 07-Mar-01             |   |
| MATERIAL<br>材料 PBT         | FINISH<br>仕上 SEE TABLE-3   | APVD<br>K. SHIMIZU 07-Mar-01        | NAME<br>名称 025 SERIES 24POSITION<br>CAP ASSEMBLY        |
|                            |  | PRODUCT SPEC<br>製品規格 108-5668       | SIZE<br>A3  |
|                            |  | APPLICATION SPEC<br>取付適用規格 114-5291 | CAGE CODE<br>番号 00779                                   |
|                            |  | WEIGHT<br>6.6g                      | DRAWING NO<br>C-1376103                                 |
|                            |  | CUSTOMER DRAWING                    | SCALE<br>尺度 2:1   |
|                            |  |                                     | SHEET<br>1 OF 1   |
|                            |  |                                     | REV<br>A2   |